


Name of the Company : UNIVERSAL ARTS LIMITED

Scrip Code, Name of the Scrip and Class of security

Quarter Ended : Sept, 2015

Partly paid-up shares:-	No. of Partly Paid Shares	As a % of total no. of partly paid-up shares	As a % of total no. of shares of the Company
a) Held by Promoter / Promoter Group	Not Applicable	Not Applicable	Not Applicable
b) Held by Public	Not Applicable	Not Applicable	Not Applicable
Total			
Outstanding Convertible Securities	No. of Outstanding Securities	As a % of total no. of outstanding convertible debenture	As a percentage of total no. of shares of the Company, assuming full conversion of convertible Debenture
a) Held by Promoter / Promoter Group	Not Applicable	Not Applicable	Not Applicable
b) Held by Public	Not Applicable	Not Applicable	Not Applicable
Total			
Warrants	No. of Warrants	As a % of total no. of warrants	As a percentage of total no. of shares of the Company, assuming full conversion of warrants
a) Held by Promoter / Promoter Group	Not Applicable	Not Applicable	Not Applicable
b) Held by Public	Not Applicable	Not Applicable	Not Applicable
Total			
Total paid-up capital of the Company, assuming full full conversion of warrants, convertible securities	9969900		100



UNIVERSAL ARTS LIMITED

Table (I)(a) Statement of Shareholding Pattern

Quarter ended 30th September, 2015

Category code	Category of Shareholder	Number of Shareholder	Total Number of Shares	Number of Shares held in Dematerialised Form	Total Shareholding as a percentage of total number of shares		Shares Pledged or otherwise encumbered	
					As a percentage of (A+B)(1)	As a percentage of (A+B+C)	No. of Shares	% with VIII/IV*100
I	II	III	IV	V	VI	VII	VIII	IX
(A)	Shareholding of Promoter and Promoter Group							
(1)	Indian							
(a)	Individual / Hindu Undivided Family	1	100	0	0.00100	0.00100	0	0
(b)	Central Government / State Government(s)	0	0	0	0	0	0	0
(c)	Bodies Corporate	2	300000	0	3.00906	3.00906	0	0
(d)	Financial Institution / Banks	0	0	0	0	0	0	0
(e)	Any Other - Person Acting in Concert	0	0	0	0.00000	0.00000	0	0
	Sub - Total (A) (1)	3	300100	0	3.01006	3.01006	0	0
(2)	Foreign							
(a)	Individuals (Non Resident Individuals / Foreign Individuals)	0	0	0	0	0	0	0
(b)	Bodies Corporate	0	0	0	0	0	0	0
(c)	Institutions	0	0	0	0	0	0	0
(d)	Any Other - Specify	0	0	0	0	0	0	0
	Sub - Total (A) (2)	0	0	0	0	0	0	0
	Total Shareholding of Promoter and Promoter Group(A)=(A)(1)+(A)(2)	3	300100	0	3.01006	3.01006	0	0
(B)	Public Shareholding						N.A.	N.A.
(1)	Institutions						N.A.	N.A.
(a)	Mutual Funds / UTI	0	0	0	0	0		
(b)	Financial Institution / Banks	0	0	0	0	0		
(c)	Central Government / State Government(s)	0	0	0	0	0		
(d)	Venture Capital Funds	0	0	0	0	0		
(e)	Insurance Companies	0	0	0	0	0		
(f)	Foreign Institutional Investors	0	0	0	0	0		
(g)	Foreign Venture Capital Investors	0	0	0	0	0		
(h)	Any other - NRI Banks	0	0	0	0	0		
	Sub - Total (B)(1)	0	0	0	0	0		
(2)	Non-Institutions						N.A.	N.A.
(a)	Bodies Corporate	113	959773	456473	9.62700	9.62700		
(b)	Individuals							
	i) Individual shareholders holding nominal share capital upto Rs. 1.00 lacs	4181	4034291	3979790	40.4659	40.46590		
	ii) Individual shareholders holding nominal share capital in excess of Rs. 1.00 lakh	97	4350180	4350180	43.6344	43.63440		
(c)	Trust	0	0	0	0	0		
(d)	Any Other							
	i) Clearing Member	1	7100	7100	0.07121	0.07121		
	ii) NRIs	12	318156	318156	3.19130	3.19130		
	iii) OCBs							
	Sub - Total (B)(2)	4404	9669500	9111699	96.98981	96.98981		
	Total Public Shareholding (B)	4404	9669500	9111699	96.98981	96.98981		
	= (B)(1) + (B)(2)						N.A.	N.A.
	TOTAL (A) + (B)	4407	9969600	9111699	100.00	100.000		
(C)	Shares held by Custodians and against which Depository Receipts have been issued	0	0	0	0	0	N.A.	N.A.
	GRAND TOTAL (A)+(B)+(C)	4407	9969600	9111699	100.00	100.000	0	0

Note : Out of 8,30,900 forfeited shares, 800000 shares were reissued to category A(c) and A(e) as shown above which is yet to be listed and the balance 30,900 are forfeited shares


for UNIVERSAL ARTS LIMITED

 Manish Shah
 MANAGING DIRECTOR

 Place : Mumbai
 Date : 19.10.2015

**Statement of holding of securities (including shares, warrants, convertible securities) of person belonging to category " Promoter and Promoter Group
Table (I)(b)**


Sr. No.	Name of the Shareholder	Total Shares Held		Encumbered Shares		Details of Warrants		Details of Convertible Securities		Total Shares (including underlying shares assuming full conversion of warrants and convertible securities as a % of diluted share capital
		Number of Shares	As a % of Grand Total A+B+C	Number	As a Percentage Grand Total A+B+C of Sub-clause (1)(a)	Number of Warrants Held	As a % of Total No. of Warrants of the same Class	Number of Convertible Securities Held	As a % of total no. of Convertible Securities of the same Class	
1	Tabassum V. Govil	100	0.00100	Nil	Nil	Nil	Nil	Nil	Nil	Nil
2	Luminous Trading Pvt. Ltd	200000	2.00604	Nil	Nil	Nil	Nil	Nil	Nil	Nil
3	Kartik Trading Pvt. Ltd.	100000	1.00302	Nil	Nil	Nil	Nil	Nil	Nil	Nil
		300100	3.01006							



Statement of details of Locked in shares

Table (I)(d)

Sr. No.	Name of the Shareholders	Number of Locked in Shares	Locked in shares as a % of total number of shares (ie. Grand Total A+B+C indicated in statement at para (I)(a) above)
Nil		Nil	Nil



Statement Showing details of Depository Receipts (DRs)

Table (II)(a)

Sr. No.	Type of Outstanding DR (ADRs, GDRs, SDRs etc)	No. of Outstanding DRs	No. of Shares Underlying Outstanding DRs	Share underlying outstanding DRs as a % of total number of shares (ie Grand Total A+B+C indicated in statement at para (I)(a) above

Statement showing holding of Depository Receipts (DRs), where underlying shares held by Promoter and Promoter Group are in excess of 1% of the total number of shares

Table (II)(b)

Sr. No.	Name of the DR Holders	Type of Outstanding DR (ADRs, GDRs, SDRs etc)	No. of Shares Underlying Outstanding DRs	Share underlying outstanding DRs as a % of total number of shares (ie Grand Total A+B+C indicated in statement at para (I)(a) above
